


**RCIA Adapted for  
Children/Teens**

Church of the Holy Spirit  
Colleen Tschoepe




---

---

---

---

---


---

---

---

**Who attends RCIA for Children/Teens?**

Children and youth in 2nd grade and above who have never been baptized OR were baptized in another Christian denomination




---

---

---

---

---

---

---

---

**A Two Year Process**

- **Year 1** – Regular Faith Formation classes from September through May

Family Gatherings once a month for children and parents to foster family prayer and Mass attendance and to form community

- **Year 2** – Weekly catechumenate sessions on Sunday mornings from September through June




---

---

---

---

---


---

---

---

**Year 2 Agenda During Inquiry (before ROA)**

- 9:00 am Opening Prayer
- 9:10 am Community Building
- 9:20 am Split into three groups (approximately 45 minutes)
- 10:15 am Snacks
- 10:30 am Family Activity
- 11:00 am Closing Prayer




---

---

---

---

---

---

---

---

**During the Period of Inquiry:**


Catechesis in Three Groups




Parents



Teens



Children




---

---

---

---

---

---

---

---

**Inquiry Topics**

- What is Faith?
- Who is Jesus?
- The Bible
- Catholic Prayers and Practices
- The Saints
- The Mass
- The Church Year
- Places in a Catholic Church
- Who Shepherds the Church?
- Mary




---

---

---

---

---


---

---

---

### Agenda During Catechumenate (after ROA)

- 9:00 am Opening Prayer
- 9:10 am Community Building
- 9:20 am Go to Mass
- 10:00 am Dismissal
- 10:10 am Light snack for children
- 10:15 am Break into two groups for BOW and catechesis for the children and teens
- 10:45 am Parents return for family activity
- 11:15 am Closing prayer/ coffee/snack/community building




---

---

---

---

---


---

---

---

### Prayer Table

- Paschal candle from past year
- Crucifix
- Rosary
- Info sheets for each sacrament




---

---

---

---

---

---

---

---

<p><b>BAPTISM</b></p> <p>Welcome Cleansing Light Belonging New Identity in Christ</p> <p><small>Connect Archdiocese of San Antonio</small></p>	<p><b>CONFIRMATION</b></p> <p>Strengthening the Virtues Gifts of the Holy Spirit Mission and Purpose Anointing Laying on of Hands</p> <p><small>Connect Archdiocese of San Antonio</small></p>	<p><b>EUCHARIST</b></p> <p>Communion as Body of Christ Food for the Journey One Bread, One Body Real Presence (Jesus' and Ours) Self-Giving Love</p> <p><small>Connect Archdiocese of San Antonio</small></p>
--	--	---

---

---

---

---

---

---

---

---

### Opening Prayer

- Girls sing a call to prayer
- Select one inquirer to light the candle




---

---

---

---

---

---

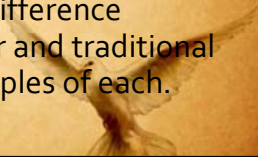
---

---

### Sample Group Instruction Teens

*Q8-Catholic Prayers*

Read the first page **together**, taking turns reading aloud. Answer the following questions in a large group discussion: What is the difference between personal prayer and traditional prayer? Give some examples of each.




---

---

---

---

---

---

---

---

### Prepare for Group Work

Split into three groups. You will be creating a poster that you will present to your parents and the younger kids after snack time. Your presentation should take around 5 minutes.




---

---

---

---

---


---

---

---

**Three Groups**

- **Group 1** – Create a poster on the Rosary. The poster should include two scripture passages related to the rosary, an image or picture, directions on how to pray the rosary, and at least 2 reasons we should pray it.
- **Group 2** – Create a poster explaining the Creed. The poster should include a scripture passage, an image, and explanations of the parts of the creed.
- **Group 3** – Create a poster explaining the different Catholic practices. Make sure that each practice has an image and brief explanation




---

---

---

---

---

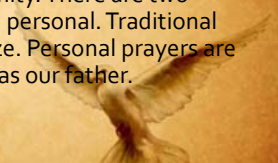
---

---

---

**Sample Group Instruction Children**  
*Q8-Catholic Prayers*

- Read the first page together as a group Answer the question: "How do you and your family pray?"
- Explain that Catholics pray together because it helps bring us together as a community. There are two types of prayer traditional and personal. Traditional prayer is one that we memorize. Personal prayers are those where we speak to God as our father.




---

---

---

---

---

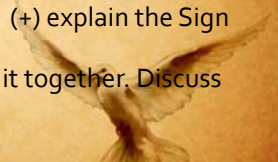
---

---

---

**Children's Group Continued...**

- Tell the children we are going to talk about the "Our Father." Ask them to try to name the different times when they have heard this prayer prayed.
- How do we begin a prayer? (+) explain the Sign of the Cross.
- Find Matthew 6:9-13: Read it together. Discuss the meaning of the prayer.




---

---

---

---

---

---

---

---

### Children's Group Continued...

- Read the section on the Hail Mary – discuss
- Read the section on the Glory Be – discuss
- Read the section on the Act of Contrition – discuss
- Do the fill in the blank activity on your own. Check your answers.




---

---

---

---

---

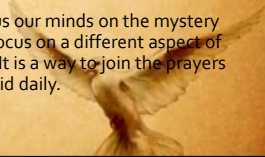
---

---

---

### Sample Group Instruction Parents

- We connect to God through personal and traditional prayers.
- Personal prayer is our conversations with God as we talk about what we need and how we feel. It is us talking to God as our father.
- Traditional prayers are those that we are taught. They serve specific purposes and we use them to help focus our mind on God.
- The Rosary is prayer that we use to focus our minds on the mystery of Christ. The Rosary is a way for us to focus on a different aspect of the mystery of Christ on any given day. It is a way to join the prayers of people all over the world. It can be said daily.




---

---

---

---

---

---

---

---

### Parent Session Continued...

- There are many different traditional prayers to try.
- There are books of prayers and different resources for praying scripture and the domestic church.
- These resources are all available at Catholic bookstores and online. There are traditional prayers for every need.
- We can pick the prayers that work for us and teach them to our children. These traditions can help bind the family together.




---

---

---

---

---

---

---

---

### Sample Family Group Activity

- **Activity Explanation:** We will be creating a banner that reminds us about our journey of faith. Each family will color a frog and five lilies. Each Lilly pad will have one letter of word TRUST. We will tape the pages together to make a banner that should be hung in the home to remind them to trust in God and pray during this RCIA journey.




---

---

---

---

---

---

---

---

### Other Family Group Activities



Who Shepherds the Church Q12



The Church as Community Q13

---

---

---

---

---

---

---


---

### Two Main Resources

Journey of Faith – Ligouri Publication  
Children & Teen Handouts



Friends on the Way – Team RCIA  
Prayers, BOW, Family Activities




---

---

---

---

---

---

---

---

### BINDER

- 1 1/2 inch binder
- A pouch for writing implements
- Colored pencils
- Pencil
- Eraser
- Highlighter
- Journal
- Dividers

---

---

---

---

---

---

---

---

- Calendar
- Prayer sheet
- RCIA process handout
- Journey of Faith handouts (by age group)
- Loose leaf paper for journaling

---

---

---

---

---

---

---

---

### Resource Links

Friends on the Way

- [teamrcia.com/resources/friends-on-the-way/](http://teamrcia.com/resources/friends-on-the-way/)

Journey of Faith

- [www.liquori.org/store/rcia-for-parishes.html](http://www.liquori.org/store/rcia-for-parishes.html)

---

---

---

---

---

---

---

---





---

---

---

---

---

---

---